


تم تحميل وعرض هذا المادة من موقع واجبي:



www.wajibi.net

اشترك معنا ليصلك كل جديد:



Term 1

STUDENT'S BOOK
2

WE CAN!

Yoko Matsuka and Glenn McDougall

Mc
Graw
Hill



وزارة التعليم
Ministry of Education
2024 - 1446

We Can! Student's Book 2

We Can! Copyright © 2009 by McGraw-Hill Education

Adaptation Copyright © 2024 by McGraw-Hill Education (UK) Limited

Published by arrangement with McGraw Hill LLC

ALL RIGHTS RESERVED. NO PART OF THIS BOOK MAY BE REPRODUCED OR TRANSMITTED IN ANY FORM OR BY ANY MEANS, ELECTRONIC OR MECHANICAL, INCLUDING PHOTOCOPYING, RECORDING OR BY INFORMATION STORAGE AND RETRIEVAL SYSTEMS, WITHOUT PERMISSION IN WRITING FROM MCGRAW HILL.

ISBN: 9781398928121

Series consultant: Mayumi Tabuchi

Project manager: Judy MacDonald, **Development editor:** Steve Longworth, **Editor:** Anne Tseng,

Production manager: Alfonso Reyes, **Designer:** Kate Vandestadt, **Design supervision:** Peter Shaw



www.mheducation.com

© 2024. Exclusive rights by McGraw-Hill Education (UK) Limited for manufacture and export. This book cannot be re-exported from the country to which it is sold by McGraw-Hill Education (UK) Limited.

Photo Credits

SB: iii (t)©Tatweer Co. for Educational Services; **14** (br)©Mimosastudio/Shutterstock, ©Midorie/Shutterstock; **18** (tcr)©Eric Isselee/Shutterstock, (tr)©Aleksandr Bryliaev/Alamy Stock Photo, (cl)©Life on white/Alamy Stock Photo, (cr)©Life on white/Alamy, (bcl)©Ian 2010/Shutterstock, (br)©Judith Collins/Alamy Stock Photo; **20** (bl)©D. Hurst/Alamy Stock Photo, (br)©valzan/Shutterstock, (inset)©Life on white/Alamy Stock Photo; **22** (tr)©mimosastudio/123RF; **24** (tr)©warawiri/123RF; (c)©Save nature and wildlife/Shutterstock; **26** (tl)©oleksiy/123RF, (tr)©Life on white/Alamy Stock Photo, (cl)©Allan Swart/Alamy Stock Photo, (cr)©D. Hurst/Alamy Stock Photo, (bl)©YAY Media AS/Alamy, (br)©Enjoylife/Alamy Stock Photo; **34** (cl)©baibaz/Shutterstock; **36** (inset)©Life on white/Alamy Stock Photo, (7)©valzan/Shutterstock, (11)©Save nature and wildlife/Shutterstock; **37** (12)©McGraw-Hill Education.

WB: 47 (cr)©Katsiaryna Drobysheva/Shutterstock; **52** (br)©Cincinart/Shutterstock; **55** (cr)©warawiri/123RF; **57** (tl)©Lev Kropotov/Alamy Stock Photo, (br)©Anton Starikov/Alamy Stock Photo; **63** (tr)©mimosastudio/123RF; **65** (5)©Save nature and wildlife/Shutterstock; **68** (cl)©Bogdan Florea/Shutterstock, (cr)©LuXpics/Shutterstock.



وزارة التعليم
Ministry of Education
2024 - 1446



Contents

Student's Book كتاب الطالب

Introduction: Classroom English فصل الإنجليزي 2

Unit 1 Feelings المشاعر 4

Unit 2 Things We Wear الأشياء التي تلبسها 12

Unit 3 Things We Do الأشياء التي نفعلها 20

Phonics Practice تدريب النطق 28

Picture Dictionary القاموس المصور 35

Audio Track Lists قائمة التسجيلات الصوتية 38

Word List قائمة الكلمات 40

Objectives الصفات 41

Workbook كتاب التمارين 43



Syllabus

Unit and Topic	Talk Time	Rhythms and Listening
Introduction	Good morning. Welcome to class. Let's play a game. Good idea! Watch me. Make pairs. Okay. Let's start! Yeah! Okay! Stop! Are you ready? Let's do it again. One more time. Please listen to me. Wow! Good job! Let's finish. You were great! Good-bye.	
1 Feelings	Hello. Hi. It's nice to meet you. It's nice to meet you, too. How are you? I'm great, thanks. And you? I'm fine.	Chant: <i>If You're Happy and You Know It</i> Clap your hands. Stamp your foot. Nod your head. Snap your fingers. Thump your chest.
2 Things We Wear	Wow! I like your (hat). Thank you. Whose (hat) is this? It's not mine. It's mine. Thank you. You're welcome.	Chant: <i>Who is Wearing Green?</i> I am wearing green today. Look at me. I am. I'm not. Color review
3 Things We Do	Hello. Can I speak to (Joe)? Speaking. What are you doing? I'm (watching TV). And you? I'm (eating snacks).	Chant: <i>What Are You Doing?</i> I'm doing karate. I'm playing football.



Words in Action	Phonics	Phonics Practice
What's the matter? I'm (hungry, thirsty, hot, cold, sleepy, scared).	Consonants – C and Cl, L and Cl cap, clap, lock, clock Long/short vowels a and a_e, i and i_e cap, cape, tap, tape, pin, pine, ink, Tim, time, iron	Phonics Jingle
I'm wearing (a T-shirt, a jacket, a cap, jeans, a skirt, sunglasses, a sweater, a blouse, a hat, shoes).	Consonants – P and B <i>P and B Jingles</i> parrot, pen, panda bear, banana, bed Consonant clusters – pl and bl plane, plate, blue, black -gr, grass, green, great -who, whose, who and what, white	Handwriting Practice: Phonics Key Words
What are you doing? I'm (watching TV, eating snacks, doing karate / my homework, playing football / computer games).	Consonants – T and D <i>T and D Jingles</i> tiger, tomato, telephone door, doll, duck -ph, phone, photo, phonics, elephant -ing, ring, wing, speaking, doing, watching, eating, playing tr and dr, tree, truck, dress, drink	Words with a e i o u



مقدمة : فصل الإنجليزي Introduction: Classroom English



رابط الدرس الرقمي
www.ien.edu.sa

1 Listen and point.

استمع وأشر



1



Good morning.
Welcome to class.

فكرة رائعة

Good idea!

دعونا نلعب لعبة

Let's play a game.

2



Watch me.

شاهدني

3



Make pairs.

شكلوا ثنائيات

4



Let's start!

لنبدأ

5



Okay! Stop!

حسناً ! توقف



6



Are you ready?

هل أنتم مستعدون؟

7

Let's do it again.
One more time.

دعونا نفعلها مرة أخرى

8

Please listen
to me.

من فضلكم استمعوا لي

9

Wow! Good job!
Let's finish.

واو ! عمل جيد لنتهي

10



You were great!

أنتم جيدون

مع السلامة

Good-bye.





رابط الدرس الرقمي
www.ien.edu.sa

الوحدة الأولى : المشاعر

مرحباً بكم في فصلنا

Unit 1 Feelings

وقت الحديث **Talk Time**

1 **Listen and point.**



مرحباً كيف حالك ؟

Hi. How are you?

أنا بخير
شكراً
وأنت ؟

I'm great,
thanks.
And you?

I'm fine.

أنا بخير

Hello!

مرحباً

Welcome
to our
class

Hi. It's nice
to meet you.

مرحباً . تشرفت
بمقابلتك

It's nice to
meet you, too.

تشرفت بمقابلتك
أيضاً

تدرب على التحدث داخل ثنائيات

2 **Practice the talks in pairs.**

مثل المحادثة في ثنائيات

3 **Act out the talks in pairs.**

مرحباً

Hello!

Hi. It's nice
to meet you.

مرحباً . سعيدة
بمقابلتك

Remember the Big Four



1. Use lots of facial
expressions, like
big smiles.

2. Use your body
to make
gestures.

3. Talk with a
strong voice.

4. Keep eye
contact when
you speak to
someone.

تذكر هذه
الأربعة أمور

1- استخدم
الكثير من

تعبير الوجه

مثل الابتسامة

العريضة

2- استخدم

جسمك لعمل

إيماءات كبيرة

3- تحدث بصوت

قوي .

4- ابق على تواصل

بالعين مع من

تتحدث اليه

وقت المرح Fun Time!

4 Greeting Line ترحيب / تحية

تحدث إلى المعلم والقائد. Talk to the teacher and leader.



مرحباً ! أنا
أولاً

Hello! I'm
first!

Hi!

كيف حالك ؟

How are you?

أنا بخير

I'm great!

أنا ثانياً

I'm second!

أنا ثالثاً

I'm third!

I'm fourth!

أنا رابعاً

أنا خامساً

I'm fifth!

أنا انتهيت

I'm finished!

أنا أستطيع

ألقي التحية على معلمي وأسأله كيف حاله ؟ I Can ...

- greet my teacher and ask "How are you?"
- say "I'm first, second, third ..."

GOAL 01

GOAL 02

قول " أنا أول , الثاني , الثالث "

إيقاع Rhythms and Listening



1 Chant and do. نشد و أعمل

إذا كنت سعيد وتعلم ذلك



If You're Happy and You Know It

إذا كنت سعيد وتعلم ذلك

If you're **happy** and you **know** it,

قم بالتصفيق
Clap your **hands**. (,)

If you're **happy** and you **know** it,

قم بالتصفيق
Clap your **hands**. (,)

If you're **happy** and you **know** it,

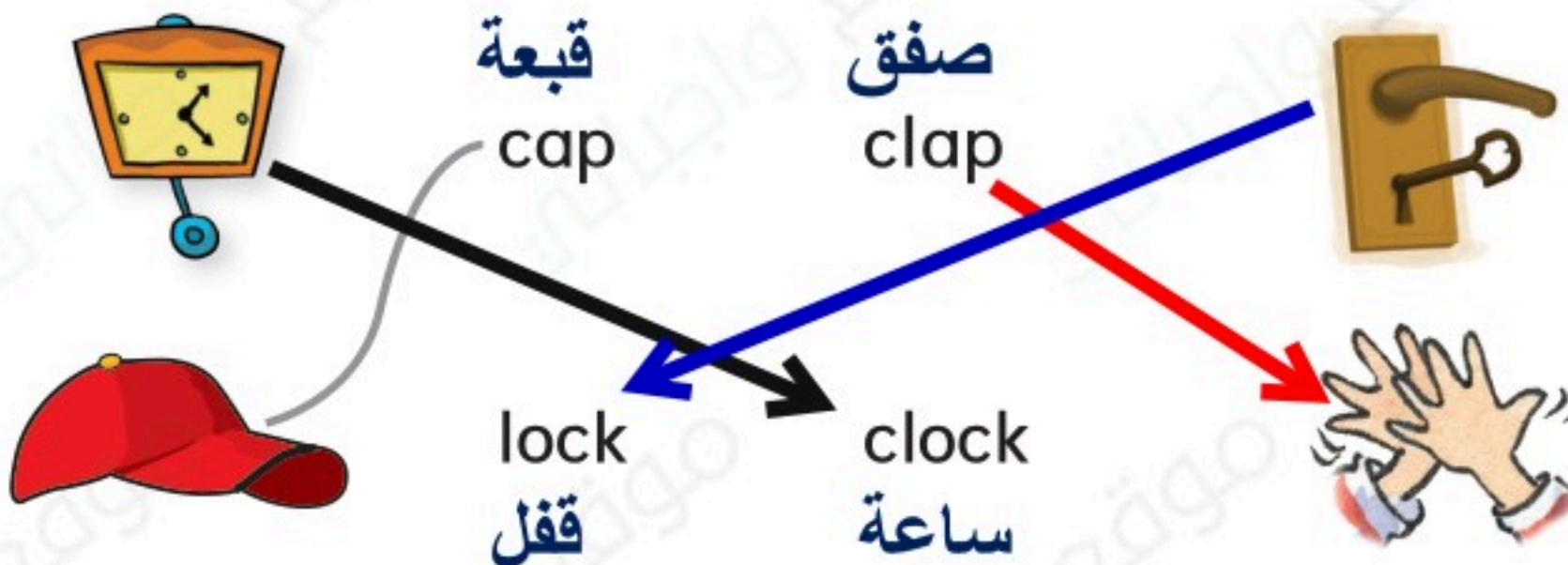
ثم وجهك سيظهر ذلك بالتأكيد
Then your **face** will surely **show** it,

إذا كنت سعيد وتعلم ذلك
If you're **happy** and you **know** it,

قم بالتصفيق
Clap your **hands**. (,)

أصوات حروف
Sounds and Letters

2 Listen, say, and match. وصل و قل استمع



F هو الحرف السابع من الحروف الأبجدية

وقت المرح

Fun Time!

F is the seventh letter of the alphabet.

3 Confusion Game لعبة مربكة

Try and trick your partner!

حاول خداع زميلك



E J C H D
B I A F G



لا أنه الحرف
السادس
G هو الحرف
السابع

No, it's the sixth letter.
G is the seventh letter.

1 first الأول A

2 second الثاني B

3 third الثالث C

4 fourth الرابع D

5 fifth الخامس E

6 sixth السادس F

7 seventh السابع G

8 eighth الثامن H

9 ninth التاسع I

10 tenth العاشر J

This is fun!

هذا ممتع

Ha-ha!

ها ها

أنا أستطيع

أنشد أناشودة " إذا كنت سعيد وتعلم ذلك " مع زميل I Can ...

• chant the *If You're Happy and You Know It* chant with a partner.

• play the Confusion Game with a partner and say "sixth, seventh, eighth, ..."



العب اللعبة المربكة مع زميل وأقول ستة وسبعة وثمانية

تطبيق الكلمات

Words in Action


1. قل قم بالإشارة استمع
Listen, point, and say.



1.

أنا جائع

I'm hungry.



2.

أنا عطشان

I'm thirsty.



3.

أنا أشعر بالحر

I'm hot.



4.

أنا أشعر بالبرد

I'm cold.



5.

أنا نعسان

I'm sleepy.



6.

أنا خائف

I'm scared.



استمع و أفعل

2. Listen and do.

تدرب وقم بالعمل في مجموعة

3. Practice and do in pairs.



ما المشكلة ؟

What's the matter ?
What't the matter ?
what't the matter ?

What's the matter?



I'm hungry.

أنا جائع

I'm sleepy
I'm cold
I'm hot

وقت المرح

Fun Time!

4 مثل لعبة القائد

Do the same action as the leader.



What's the matter?

قم بعمل ما يعملها القائد

أنا جائع

He's hungry!

ما المشكلة؟

أنا جائع

I'm hungry!



لقد فهمت

I got it!

Oops!

أنا أستطيع

I Can ...

أمثل ثلاثة مشاعر

- act out three feelings.
- ask a friend "What's the matter?"



أسأل صديقي "ما المشكلة؟"

الصوتيات

Phonics

قل أشر استمع

1 Listen, point, and say.



www.ien.edu.sa



CD1 11

A says ... a, a,

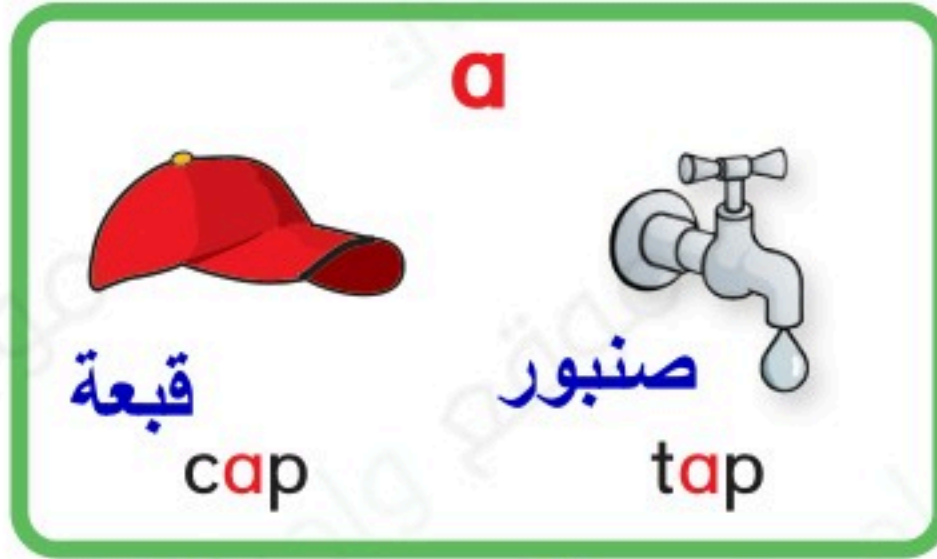


apple تفاحة

and A says ... a, a,



apron المريلة



قبعة

cap

صنبور

tap



عباءة

cape

لاصق

tape

2 Listen and number 1 for a and 2 for a_e. Then say.



CD1 12




3 Listen, say, and match.



CD1 13

I says ... i, i, ink and I says ... i, i, iron

حبر ink



مكواة iron



دبوس pin



إسم تيم Tim

خشب الصنبور pine

وقت time

وقت المرح Fun Time!

4 Phonics Game لعبة الأصوات

ميمة وقول في ثنائيات. Mime and say in pairs.



أنا أستطيع

I Can ... استمع وأحدد الصور والكلمات الصحيحة

- listen and point to the right pictures and words.

أنطق. اقرأ وأكتب الأصوات تفاحة وقبعة ودبوس وخشب الصنبور بنفسي

- say, read, and write the sounds for a, apple; a, cape; i, pin; i, pine by myself.



وقت النصيحة Advice Time الكلمة الطيبة هي نوع من أنواع الصدقة



A kind word is a form of charity.
- Prophet Muhammad (peace be upon him)



النبي محمد صلى الله عليه وسلم

وزارة التعليم Now go to pages 28, 29

Ministry of Education
2024 - 1446

Unit 2 Things We Wear

Talk Time وقت الحديث

- 1 Listen and point.
استمع و حدد



لمن هذه القبعة ؟

Whose hat is this?

ليست لي

It's not mine.

مرحباً

Hi.

واو أحب
قبعتك

Wow! I like
your hat!

مرحباً لبيبة

Hi, Labeeba.

Thank you!

شكراً لك

أنها قبعتي شكراً لك

It's mine.
Thank you.

عفواً

You're welcome.

تدرب ومثل الكلام في ثنائيات

- 2 Practice and act out the talks in pairs.

أصوات وحروف

Sounds and Letters

استمع وحدد رقم ثم أنطق

- 3 Listen, point, and number. Then say.

2

whose

1

who

3

what

4

white

الفتاة تلبس اللون الأبيض من يلبس اللون الأبيض؟
Who's wearing white? The girl's wearing white.



Fun Time

Grammar Toolbox

أنها قبعتي It's my hat. → It's mine.

It's not my hat. → It's not mine.

أنها ملكي

أنها ليست ملكي أنها ليست قبعتي

4 Whose ... is This?

أسأل زملائك عن متعلقات الناس

Ask your classmates about people's belongings.

لمن هذه القبعة ؟

Whose hat is this?

أنها لي شكراً لك

It's mine. Thank you.

Hey!

Oh!

أنا أستطيع

I Can ...

اسأل لمن هذا ؟

- ask "Whose ... is this?"
- meet someone and say "I like your ..."

GOAL 09

GOAL 10

التقي بشخص وأقول أنا أحب شيء يرتديه

استماع إيقاع

Rhythms and Listening

1 واصلق على الإيقاع
Chant and clap the rhythm.

من يرتدي اللون الأخضر؟

Who is Wearing Green?

أخضر أخضر أخضر أخضر

Green, green, green, green.

من يرتدي اللون الأخضر؟

Who is wearing green today?

أخضر أخضر أخضر أخضر

Green, green, green, green.

من يرتدي اللون الأخضر؟

Who is wearing green?

أنا أرتدي اللون الأخضر اليوم

I am wearing green today.

أنظر إلي

Look at me,

وسوف ترى

And you will see,

أنني أرتدي اللون الأخضر اليوم

That I am wearing green today.

حروف اصوات

Sounds and Letters

2 ثم اكتب الحروف الناقصة
Listen, point, and say.

Then write the missing letters.

أخضر عشب
green grass

العشب أخضر

أنه رائع

The **gr**ass is **gr**een. It's **gr**eat!



وقت المرح

Fun Time!

Grammar Toolbox

Who's = Who is من هو

اختصار باستخدام الفاصلة

3

سلة لون ملابس Clothes Color Basket

اسأل عن ألوان الملابس التي يرتديها زملائك في الفصل

Ask about the colors your classmates are wearing.

من يرتدي اللون الأزرق اليوم؟



أنا أستطيع

I Can ... انشد أنشودة من يرتدي اللون الأخضر؟

- chant the *Who is Wearing Green?* chant.
- say three colors that I'm wearing today.

GOAL 11

GOAL 12

قول ثلاثة ألوان ارتديها اليوم

Now go to pages 30, 31

Ministry of Education
2024 - 1446

تطبيق الكلمات

Words in Action

1

نشد حدد استمع
Listen, point, and chant.

أولاد
Boys

I'm wearing ...

أنا أرتدي

I am wearing a cap, sunglasses, a T-shirt, a jacket and jeans



بنات
Girls

I'm wearing ...

أنا أرتدي

I am wearing a hat a blouse, a sweater a skirt and shoes



1. a cap قبعة
2. sunglasses نظارات شمسية
3. a T-shirt قميص
4. a jacket جاكيت
5. jeans بنطال

6. a hat قبعة
7. a blouse بلوزة
8. a sweater سترة
9. a skirt تنورة
10. shoes حذاء

تدرب على النشيد

2

Practice saying the chants.

Boys chant the boys' clothes. Girls chant the girls' clothes.

الأولاد ينشدون ملابس الأولاد

البنات ينشدن ملابس البنات

وقت المرح

Fun Time!

المس الشاشة

3 استمع والمس الصورة الصحيحة ! استخدم كلاتا يديك

Listen and touch the right picture! Use two hands.



shirt

dress

jacket

cap



shoes

sandals

pants

glasses



What?

ماذا؟



Once more, please!

مرة أخرى من فضلك



I can't remember.

لا أستطيع التذكر



أنا أستطيع

I Can ...

ذكر خمسة أشياء تستطيع لبسها

- say the names of five things that you can wear.
- name two things I am wearing, saying "I'm wearing ... and ... today."



GOAL 13



GOAL 14

تسمية شيان ارتديهم بقول " أنا ارتدي .. و .. اليوم



الصوتيات Phonics

و اذكر اقرأ استمع
1 Listen, read, and say.



P and B Jingles

قل بيغاء
P says p, p, parrot.

قل قلم
says p, p, pen.

قل باندا
says p, p, panda.

قل دب
B says b, b, bear.

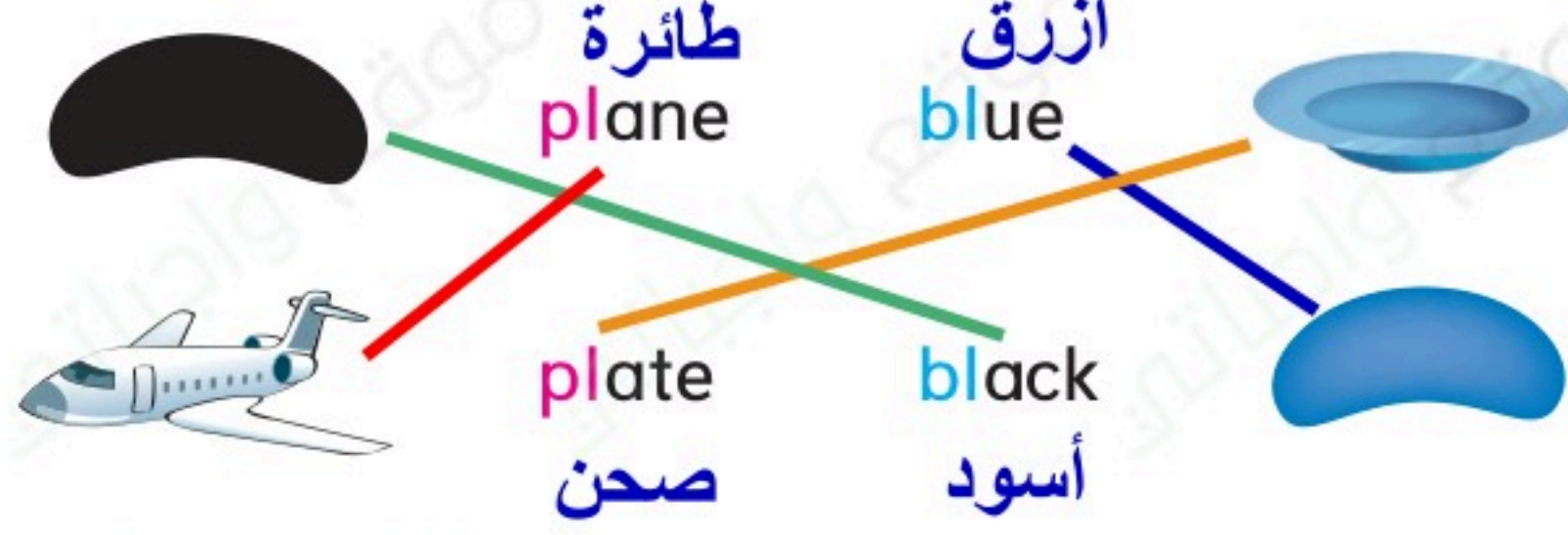
قل موز
says b, b, banana.

قل سرير
says b, b, bed.



اصوات حروف Sounds and Letters

ثم اكتب الحروف الناقصة
2 Listen, say, and match. Then write the missing letters.



The plate is blue.

الصحن ازرق

وقت المرح

Fun Time!

هل يتحرك؟

3 Does It Move?

أمسك بمنديل أمام فمك وقل الكلمات

Hold a tissue in front of your mouth and say the words.



Pen. Banana.

قلم موز

Plane. Blue.

طائرة أرزق

Parrot. Bear.

ببغاء دب

Plate. Black.

أصود صحن

Panda. Bed.

باندا سرير

واو لقد تحرك

Wow! It moves.

أنا أستطيع

I Can ...

معرفة إذا الكلمات بدأت بـ p أو b

- tell if the words start with p or b.
- ذكر كلمتان تبدأ بـ p وكلمتان تبدأ بـ b
- say two words that begin with p and two words that begin with b.



Advice Time

وقت النصيحة



اعتني بلبسك

Dress neatly.



Now go to pages 32, 33

Ministry of Education
2024 - 1446

الأشياء التي نعملها

Unit 3 Things We Do

مرحباً هل يمكنني التحدث إلى جو؟

Talk Time وقت المحادثة

استمع و حدد

1 Listen and point.



It's Labeeb. What are you doing?

معك لبيب ماذا تفعل؟

ماذا يفعل والدك؟

What's your dad doing?

Hello. Can I speak to Joe?

Speaking.

يتحدث

Hi, Labeeb! I'm doing my homework.

يشاهد التلفاز

He's watching TV.

مرحباً لبيب أنا اهل واجبي

تدرب على عمل المحادثة في ثنائيات

2 Practice and act out the talks in pairs.

أصوات و حروف

Sounds and Letters

قل استمع

وصل

ثم اكتب الحروف الناقصة

3 Listen, say, and match. Then write the missing letters.



هاتف phone

صورة


photo

الصوتيات

phonics

فيل

elephant



I like the ele **p h** ant **p h** oto.

أحب صورة الفيل



وقت المرح

Fun Time!

محادثة بالتليفون

4 مثل محادثة هاتفية. اتصل بصديق واسأله ماذا يفعل

Act out a telephone conversation. Call a friend and ask what he or she is doing.



مرحباً هل يمكن
التحدث إلى سمير؟

Hello. Can I
speak to Samir?

Speaking.

يتحدث

معك عادل ماذا
تفعل الآن؟

It's Adel. What
are you doing?

Hi, Adel! I'm
eating snacks!

أهلاً عادل أنا أكل
الوجبات الخفيفة

Lucky you!

يا لحظك

تكلم

Speak up!



I Can ...

أنا أستطيع

مثل مكالمات هاتفية مع زميلك

- act out the telephone talks with a partner.
- have a telephone conversation in English.

أستطيع عمل محادثة هاتفية بالانجليزي



GOAL 17



GOAL 18

استماع إيقاع Rhythms and Listening

1 Listen and chant.



www.ien.edu.sa



ماذا تفعل؟
What Are You Doing?

ماذا تفعل؟
What are you doing?

أنا العب الكاراتيه
I'm doing karate, doing karate,
العب الكاراتيه
doing karate.

ماذا تفعل؟
What are you doing?

أنا العب الكاراتيه
I'm doing karate,
و ماذا عنك؟
and how about you?

ماذا تفعل؟
What are you doing?

أنا العب كرة القدم
I'm playing football, playing football,
العب كرة القدم
playing football.

ماذا تفعل؟
What are you doing?

أنا العب كرة القدم
I'm playing football,
و ماذا عنك؟
and how about you?

2 Chant again and do.



وقت المرح

Fun Time!

لعبة الصح أو الخطأ

3 True or False Action Game اركض إلى الصح أو الخطأ عندما يعمل معلمك الحركة

Run to the T or F when your teacher does the action.



I'm playing basketball.

أنا لعب كرة السلة



أعتقد أن هذا صح

I think it's true.



أعتقد ان هذا خطأ

I think it's false.



أنا أستطيع

I Can ...

أنشد أنشودة ماذا تفعل ؟

- chant the *What Are You Doing?* chant.
- play the True or False Action Game with a friend.



العب لعبة الصح أو الخطأ مع صديق

تطبيق الكلمات Words in Action

قل حدد استمع
1 Listen, point, and say.



I'm ...

أنا

هو

He's / She's ...



يحل
واجبه

1. doing my homework



2. watching TV يشاهد التلفزيون



3. eating snacks ياكل الوجبات الخفيفة



4. doing karate يلعب الكاراتيه



5. playing football يلعب كرة القدم

- 1 - I'm doing my homework
- 1 - He's doing his homework
- 2 - I'm watching TV
- 2 - He's watching TV
- 3 - I'm eating snacks
- 3 - He's eating snacks
- 4 - I'm doing karate
- 4 - He's doing karate
- 5 - I'm playing football
- 5 - He's playing football
- 6 - I'm playing computer games
- 6 - He's playing computer games

6. playing computer games يلعب ألعاب الكمبيوتر

أصوات حروف Sounds and Letters

قل اشر استمع
2 Listen, point, and say. Then read and circle.



صير gring

غمزة wink

حديث speak

خاتم ring

ثوب giwn

يتحدث speaking

الآن

ثم اقرأ وضع دائرة

حلبة تزلج rink

wing

peaking الذروة



جناح



أنا لعب كرة القدم
العب الكاراتيه



Grammar Toolbox



I'm playing football. → sports with a ball
I'm doing karate. → sports without a ball

رياضة مع كرة
رياضة بدون
كرة



Fun Time! وقت المرح

لعبة بطاقة المفاجئة

3

Card Snap Game عندما يقول معلمك جملة , أضرب البطاقة

When your teacher says the sentence, hit the card.



أنا كنت الأول

I was first!

No, I was!

لا بل أنا

أنا أستطيع

I Can ...

العب لعبة البطاقة المفاجئة مع صديق

• play the Card Snap Game with friends.

• say two things when asked "What are you doing?"

أذكر أموراً عندما اسأل " ماذا تفعل ؟ "



GOAL 21



GOAL 22

صوتيات Phonics

1 Listen, read, and say.



T and D Jingles نغمات

T يقول نمر
says t, t, tiger.
يقول طماط
says t, t, tomato.
يقول هاتف
says t, t, telephone.



D يقول باب
says d, d, door.
يقول دمىة
says d, d, doll.
يقول بطة
says d, d, duck.



أصوات حروف Sounds and Letters

2 Listen, number, and say. Then write tr or dr in the blanks.



1		2		3		4	
---	--	---	--	---	--	---	--

tr ee
شجرة

tr uck
شاحنة

dr ess
فستان


dr ink
يشرب

وقت المرح

Fun Time!

3

استمع و المس الصورة الصحيحة
Listen and touch the right picture.
العب مع زميلك. Play with a partner.



Where is it?

اين هو ؟



Here it is. I found it!

انه هنا لقد وجدته



I Can ...

أنا استطيع

معرفة اذا كانت الكلمات تبدأ ب t أو d

- tell if the words start with t or d.

ذكر كلمتان يبدأن ب t أو d ووصف الأشياء

- say two words that begin with t or d, and describe things.



وقت النصيحة

Advice Time

أفضل الأمر الصحيح

Do what's right.



وزارة التعليم Now go to page 34

Ministry of Education
2024 - 1446

27

Unit 3

Phonics Jingle النغمات الصوتية

استمع و قم بالنشيد

CD2 2

1 Listen and chant.

استمع وقم بالإشارة للحروف ثم الصور

CD2 3

2 Listen and point to the letters, then the pictures.

A says ... **a**, **a**, **apple**.
تفاحة

Aa

apple
تفاحة



Bb

bear
دب




Cc

cow
بقرة



Dd

duck
بطة



Ee

egg
بيض



Ff

fish
سمك



Gg

goat
ماعز



Hh

hat
قبعة



Ii

ink
حبر



Jj

jet
طائرة



Kk

kiwi
كيوي



Ll

lion
أسد



Mm

monkey
قرد



Nn

nest
عش



Oo

octopus
اخطبوط



Pp

parrot
بيغاء



Qq

quilt
لحاف



Rr

rabbit
أرنب



Ss

sun
شمس



Tt

tiger
نمر



Uu

umbrella
مظلة



Vv

vase
مزهرية



Ww

wolf
ذئب



Xx


fox
ثعلب



حديقة منزل

Yy

yard



Zz

zebra



أعد ترتيب الحروف و اكتب الكلمات

3 Unscramble the letters and write the words.

دب rbea

b e a r

بطة dkcu

d u c k

ماعز otag

g o a t

كيوي iwki

k i w i

قرد ykemno

m o n k e y

ببغاء rtapro

p a r r o t

ارنب itr bab

r a b b i t

نمر greti

t i g e r

مظلة lubrleam

u m b r e l l a

حمار وحشي bazre

z e b r a

Handwriting Practice: Phonics Key Words

① Read and say. اقرأ و قل

② Trace and copy. تتبع و انسخ



apple apple apple



bear



cow



duck



egg



fish



goat



hat



ink



jet



kiwi



lion



monkey



nest



octopus



parrot



quilt



rabbit



sun



tiger




umbrella



vase



wolf



fox



yard



zebra



Words with a e i o u

استمع واكتب الحروف ثم أوصلها مع الصور

- 1 Listen and write the letter *a, e, i, o, or u*. Then match with the pictures.

CD2 04

1. art **رسم** 2. Orange **برتقال** 3. elephant **فيل** 4. ink **حبر** 5. Umbrella **مظلة** 6. apricot **مشمش** 7. under **تحت** 8. eighteen **18**

استمع وقم بالإشارة وقل لم ارسم خطأ إلى الصورة الصحيحة

- 2 Listen, point, and say. Then draw a line to the right picture.

CD2 05

We call it 'a', but say apple. **تفاحة**

We call it 'a', so we say apron. **مريلة**

We call it 'e', but we say elephant. **فيل**

We call it 'e', so we say eleven. **11**

We call it 'i', but we say ink. **حبر**

We call it 'i', so we say ice cream. **ايس كريم**

We call it 'o', but we say orange. **برتغالي**

We call it 'o', so we say open. **افتح**

We call it 'u', but we say umbrella. **مظلة**

We call it 'u', so we say uniform. **زي**

We call them sounds and letters!
أصوات حروف

معجم الصور Picture Dictionary



المريلة apron p10



دب bear p18



بلوزة blouse p16



قبعة cap p6



يصفق clap p6



ساعة clock p6



بارد cold p8



doing karate p22
العب الكارتيه



أحل واجبي doing my
homework p20




فستان

dress p17



eating snacks p21

أكل بعض
الوجبات الخفيفة



elephant p20

فيل





glasses p17 نظارات



hot p8 حر




hungry p8 جائع



iron p10 مكواة



lock p6 قفل



phonics p20 صوتيات




photo p20 صورة



pine p10



plane p18 طائرة




plate p18 صحن



playing computer games p24




playing football p24

يلعب ألعاب الكمبيوتر

يلعب كرة القدم





ring p24 خاتم



sandals p17 حذاء صنادل



scared p8 خائف



shirt p17 قميص



shoes p17 حذاء



skirt p16 تنورة



sleepy p8 نعسان



speaking p20 صنبور يتحدثون



tap p10



tape p10 لا صق



thirsty p8 عطشان



watching TV p24 يشاهد التلفاز



CD 1 Audio Track List

Track	Unit	Student Book Section
2	Intro	Exercise 1. Listen and point
3	1	Exercise 1. Listen and point
4	1	Exercise 4. Greeting Line
5	1	Exercise 1. Chant and do
6	1	Exercise 2. Listen, say, and match
7	1	Exercise 3. Confusion Game
8	1	Exercise 1. Listen, point, and say
9	1	Exercise 3. Practice and do in pairs
10	1	Exercise 4. Same as the Leader Game
11	1	Exercise 1. Listen, point, and say
12	1	Exercise 2. Listen and number
13	1	Exercise 3. Listen, say, and match
14	1	Exercise 4. Phonics Game
15	2	Exercise 1. Listen and point
16	2	Exercise 3. Listen, point, and number
17	2	Exercise 4. Whose ... is This?
18	2	Exercise 1. Chant and clap the rhythm
19	2	Exercise 2. Listen, point, and say
20	2	Exercise 3. Clothes Color Basket
21	2	Exercise 1. Listen, point, and chant
22	2	Exercise 3. Touch the screen
23	2	Exercise 1. Listen, read, and say
24	2	Exercise 2. Listen, say, and match
25	2	Exercise 3. Does It Move?
26	3	Exercise 1. Listen and point
27	3	Exercise 3. Listen, say, and match
28	3	Exercise 4. Telephone Conversation
29	3	Exercise 1. Listen and chant
30	3	Exercise 3. True or False Action Game
31	3	Exercise 1. Listen, point, and say
32	3	Exercise 2. Listen, point, and say
33	3	Exercise 3. Card Snap Game
34	3	Exercise 1. Listen, read, and say
35	3	Exercise 2. Listen, number, and say
36	3	Exercise 3. Listen and touch the right picture



CD 2 Audio Track List

Track	Unit	Phonics Practice
2	1	Exercise 1 Listen and chant
3	1	Exercise 2 Listen and point
4	3	Exercise 1 Listen and write
5	3	Exercise 2 Listen, point, and say

CD 3 Audio Track List

Track	Unit	Workbook Section
2	1	Exercise 1. Listen, point, and practice
3	1	Exercise 1. Listen, point, and practice
4	1	Exercise 1. Listen, say, and do
5	1	Exercise 1. Listen and touch
6	1	Exercise 1. Listen, point, and practice
7	1	Exercise 1. Listen, point, and practice
8	1	Exercise 1. Listen, point at the pictures
9	1	Exercise 1. Listen, number the pictures
10	2	Exercise 1. Listen, point, and practice
11	2	Exercise 1. Listen, point, and practice
12	2	Exercise 1. Listen and chant
13	2	Exercise 1. Listen and color
14	2	Exercise 1. Listen, point, and practice
15	2	Exercise 1. Listen, point, and practice
16	2	Exercise 1. Listen and practice
17	2	Exercise 1. Listen, point, and practice
18	3	Exercise 1 Listen, point, and practice
19	3	Exercise 1. Listen, point, and practice
20	3	Exercise 1. Listen and chant
21	3	Exercise 1. Listen, point, and practice
22	3	Exercise 1. Listen, point, and practice
23	3	Exercise 1. Listen, point, and practice
24	3	Exercise 1. Listen and practice
25	3	Exercise 1. Listen, point, and practice



Word List

المرييلة Apron p 10, 34	برتقالي Orange p 14, 34	يرتدي Wearing p 12, 14, 15, 16, 17
بلوزة Blouse p 16	هاتف Phone p 20	ما الأمر؟ What's the matter? p 8, 9
أزرق Blue p 15, 18, 19	صورة Photo p 20	جناح Wing p 24
قبعة Cap p 6, 10, 16	دبوس Pin p 10, 11	
رداء Cape p 10, 11	صنبور Pine p 10, 11	
يصفق Clap p 6, 14	صحن Plate p 18, 19	
ساعة Clock p 6	يلعب ألعاب كمبيوتر Playing computer games p 24	
برد Cold p 8	يلعب كرة قدم Playing football p 22, 24, 25	
يلعب كارتيه Doing karate p 22, 24, 25	Please listen to me. p 3	من فضلك استمع لي
يحل واجبه Doing my homework p 20, 24	خاتم Ring p 24	
فستان Dress p 17, 19	صندل Sandals p 17	
يشرب Drink p 26	خائف Scared p 8	
يأكل سناكس Eating snacks p 21, 24, 25	الثاني Second p 5, 7	
الثامن Eighth p 7	السابع Seventh p 7	
الخامس Fifth p 5, 7	يرتجف Shake p 28	
الأول First p 5, 7, 25	قميص Shirt p 17	
الرابع Fourth p 5, 7	أحذية Shoes p 16	
الزجاج Glasses p 17	يعرض Show p 6	
فكرة جيدة Good idea! p 2	السادس Sixth p 7	
عمل جيد Good job! p 3	تنورة Skirt p 16	
صباح الخير Good morning! p 2	نعسان Sleepy p 8	
عشب Grass p 14	يتحدث Speaking p 20, 21, 24	
الأخضر Green p 14, 15	قوي Strong p 4	
أيدي Hands p 6, 17	نظارات Sunglasses p 16	
قبعة Hat p 12, 13, 16	سترة Sweater p 16	
شبعان Hungry p 8, 9	صنبور Tap p 10	
حبر Ink p 10, 28, 31, 34	لاصق Tape p 10	
مكواة Iron p 10	العاشر Tenth p 7	
جاكيت Jacket p 16	الثالث Third p 5, 7	
جينز Jeans p 16	عطشان Thirsty p 8	
لنفعلها مجدداً Let's do it again. p 3	نمر Tiger p 26	
لنلعب لعبة Let's play a game. p 2	قميص T-shirt p 16	
قفل Lock p 6	شجرة Tree p 26	
أصنع أزواج Make pairs. p 2	يشاهد التلفاز Watching TV p 20, 24	
التاسع Ninth p 7	شاهدني Watch me. p 2	
مرة أخرى One more time. p 3	ضعيف Weak p 3	



الحد الأدنى	الرمز	By the end of the year students will be able to:
x	1/7/5	Recognise short and long vowels: (long a as in "dates", long I as in "rice", long o as in "rose", long e as in "teacher", short e as in "bread", long oo as in "food", short oo as in "book", long u as in "computer", short u as in "duck").
x	2/7/5	Recognise and differentiate between the endings of plural nouns (/s/ as in "cats", /z/ as in "birds", /iz/ as in "dresses").
x	3/7/5	Recognise and produce some English digraphs (ch, sh, ph, wh).
x	4/7/5	Recognise and produce some consonant blends (pl, cl).
x	5/7/5	Recognise and produce some English consonant blends (cr as in "crisps", gr as in "green", fr as in "friend", pr as in "prince", pl as in "plant", gl as in "glass", fl as in "fly", sl as in "sleep").
x	6/7/5	Recognise and produce some English consonant blends (br as in "brown", dr as in "dress", tr as in "tree", st as in "star", sp as in "spoon", sn as in "snake", sm as in "small", sw as in "swim").
x	7/7/5	Ask questions using <i>What, Who, Where</i> .
	8/7/5	Identify irregular plural nouns.
	9/7/5	Use the intensifier <i>very</i> .
x	10/7/5	Introduce people to each other, e.g. <i>This is Abdullah</i> .
x	11/7/5	Identify and talk about people using the verb <i>to be</i> .
x	12/7/5	Identify and talk about toys, games and classroom objects.
x	13/7/5	Identify and talk about rooms/items in a house.
x	14/7/5	Describe location using prepositions of place (<i>in, on, under, next to, between</i>).
x	15/7/5	Describe physical appearance.
x	16/7/5	Express possession using the verb <i>to have</i> and <i>my/your/his/her/our</i> .
	17/7/5	Describe animals using possessive adjectives (<i>its, their</i>).
x	18/7/5	Talk about ability (<i>can/can't</i>).
	19/7/5	Ask about number using <i>How many ...?</i> .
	20/7/5	Identify and talk about places in a town and their location using <i>there is, there are</i> and <i>next to, opposite, between</i> .
x	21/7/5	Talk about the weather.
x	22/7/5	Talk about likes and dislikes.
	23/7/5	Talk about food using <i>want</i> and describe different kinds of food and drink using adjectives (e.g. <i>hot/cold/sweet/sour/salty</i>).
x	24/7/5	Make suggestions using <i>Let's</i> .
x	25/7/5	Ask about and tell the time (<i>o'clock</i> only).
	26/7/5	Identify and talk about the days of the week, months and seasons.
x	27/7/5	Ask and respond to simple sentences about everyday activities in the Present Simple tense using the first and second person singular.
x	28/7/5	Greet someone politely at different times of the day, e.g. <i>Good morning/afternoon/evening</i> . Say <i>Goodbye/Good night</i> .
x	29/7/5	Identify and talk about different times of the day (morning, afternoon, evening, night).
x	30/7/5	Identify prepositions of time (<i>in, on, at</i>).
	31/7/5	Ask about activities happening at the moment of speaking using the Present Progressive (Affirmative, Negative, Interrogative and short answers).
x	32/7/5	Identify occupations and talk about what someone does using the Present Simple (Affirmative, Negative, Interrogative and short answers).
	33/7/5	Ask and answer about possession using the Possessive Case and <i>whose</i> .
	34/7/5	Identify and talk about clothes.
x	35/7/5	Follow a short simple text while listening to the audio recording.

Listening and Speaking

الحد الأدنى	الرمز	By the end of the year students will be able to:
x	36/7/5	Read and count cardinal numbers to 100.
	37/7/5	Read and count ordinal numbers from 1 st to 10 th .
x	38/7/5	Read and comprehend simple sentences.
x	39/7/5	Read simple short illustrated stories.
x	40/7/5	Spell accurately a small number of high frequency words.
x	41/7/5	Write short simple words/phrases to complete a paragraph.
x	42/7/5	Write short simple sentences to convey basic personal information.
x	43/7/5	Apply basic rules of punctuation (e.g. use capital letters, full stops, commas, question marks).
x	44/7/5	Write short answers to written questions.
	45/7/5	Use the definite and indefinite article (a/an, the).
x	46/7/5	Refer to people and things using demonstratives (this/that/these/those).
	47/7/5	Link ideas with commas and <i>and</i> .
	48/7/5	Link ideas with <i>but</i> .
	49/7/5	Link ideas with <i>or</i> .

