

تم تحميل وعرض هذا المادة من موقع واجبي:



www.wajibi.net

اشترك معنا ليصلك كل جديد:



اللغة الانجليزية (شفوي)	المادة:	 وزارة التعليم Ministry of Education	المملكة العربية السعودية
الرابع +الخامس الابتدائي	الصف		وزارة التعليم
1444/11 هـ	التاريخ:		الادارة العامة للتعليم ب _____
نصف ساعة	الزمن:		مدرسة _____ الابتدائية

اختبار نهاية الفصل الدراسي الثالث - الدور الأول للعام الدراسي 1444 هـ

الاستماع 5	التحدث 5	المجموع 10	رقم الكشف /	الفصل	أسم الطالب
------------	----------	------------	-------------	-------	------------

1. Where's the boy ?

- In the bedroom.
- In the bathroom.
- In the living room.



1

2. Can I use your..... ?

- pen .
- glue.
- scissors .



2

3. What's this?


- It's a watch.
- It's a comic book.
- It's English book.



3

4. What time do you eat lunch?

- At 1.00 o'clock .
- At 2.00 o'clock .
- At 12.00 o'clock .



4

5. How do you spell ?

- H - O - T .
- S - U - N .
- F - U - N .



5

Audio: <https://youtube.com/watch?v=BL02Ct4SyMs&si=EnSIkaIECMiOmarE>

Forms: <https://forms.office.com/Pages/ShareFormPage.aspx?id=b4OQU5QpK9sELnf3f9C84PUFGGeBGBFuY4-iPdGsvZUM01HVYyXR1IGODdXRjZTM0JGTEJRvVIVISC4u&sharetoken=T3dzOiuIUUc1LDGxHa1T>



اللغة الانجليزية (شفوي)	المادة:	 وزارة التعليم Ministry of Education	المملكة العربية السعودية
الرابع +الخامس الابتدائي	الصف		وزارة التعليم
1444/11 هـ	التاريخ:		الادارة العامة للتعليم ب _____
نصف ساعة	الزمن:		مدرسة _____ الابتدائية

اختبار نهاية الفصل الدراسي الثالث - الدور الأول للعام الدراسي 1444 هـ

الاستماع 5	التحدث 5	المجموع 10	رقم الكشف	الفصل	أسم الطالب
------------	----------	------------	-----------	-------	------------

1. Where's the boy ?

- In the bathroom.
- In the living room.



2. Can I use your..... ?

- pen .
- scissors .




3. What's this?

- It's a watch.
- It's English book.




4. What time do you eat lunch?

- At 1.00 o'clock .
- At 12.00 o'clock .



5. How do you spell ?

- H - O - T .
- F - U - N .



Audio: <https://youtube.com/watch?v=BL02Ct4SyMs&si=EnSIkaIECMiOmarE>

Forms: <https://forms.office.com/Pages/ShareFormPage.aspx?id=b4OQU5QpgkK9sELnf3f9C84PUFGGeBGBFuY4-jPdGsvZUM01HVvYxR1IGODdXRjZTM0JGTEJRvVIVISC4u&sharetoken=T3dzOiuIUUc1LDGxHa1T>



اللغة الانجليزية (شفوي)	المادة:	 وزارة التعليم Ministry of Education	المملكة العربية السعودية
الرابع + الخامس الابتدائي	الصف:		وزارة التعليم
1444/11 هـ	التاريخ:		الادارة العامة للتعليم بـ _____
نصف ساعة	الزمن:		مدرسة _____ الابتدائية

اختبار نهاية الفصل الدراسي الثالث - الدور الأول للعام الدراسي 1444 هـ

الاستماع 5	التحدث 5	المجموع 10	رقم الكشف	/	الفصل	أسم الطالب
------------	----------	------------	-----------	---	-------	------------

Listen and circle the right answer:

6. Where's Hashim?

He's in the **kitchen - bathroom - living room** .

7. What are these?

They're **pencils - wallets - watches** .

8. What does he do?

He's a **farmer - doctor - businessman** .

9. This is the dining room.

Can you find the yellow **door - chairs - table** ?

10. Can I use your **glue - eraser - scissors** ?

Here you go.

11. What time do you get up?

I got up at **five - six - seven** o'clock .

12. There's a bus station next to the **gym - park - school** .

13. Circle the correct number **52 - 62 - 72** .

Write or :

14. The mouse is **on** the table. ()

15. It's a big family. ()



Audio: <https://youtu.be/9dILxgltfxM>

رابع + خامس أستماع

Audio Script:

We Can 2 Are you ready. Listen and circle the right answer	Resources
1. <i>Boy1:</i> Where's Hashim? <i>Boy2 :</i> He's in the bathroom. <i>Boy1:</i> Where? <i>Boy3 :</i> He's in the bathroom.	Unit 8 - Page 63 Fun Time Audio CD2 trick 29
2. <i>Teacher:</i> What are these? <i>Boy:</i> They're wallets.	Unit 9- Page 72 Words in Action Audio CD2 trick 41
3. <i>Boy1:</i> Is he a technician? <i>Boy2:</i> No, he isn't. <i>Boy1:</i> What does he do? <i>Boy2:</i> He's a businessman <i>Teacher:</i> Businessman! Businessman	Unit 10 – Page 80 Words in Action Audio CD2 trick 54
4. <i>Teacher:</i> This is the dining room. Can you find the yellow chairs? <i>Girl:</i> Here they are!	Unit 8 – Page 61 Fun Time Audio CD2 trick 26
5. <i>Boy 1:</i> Can I use your eraser? <i>Boy2:</i> Here you go. <i>Boy 1:</i> Thank you. I got it!	Unit 9 – Page 71 Fun Time Audio CD2 trick 40
6. <i>Teacher:</i> What time do you get up? <i>Boy:</i> I got up at 7 o'clock	Unit 10 – Page 77 Fun Time Audio CD2 trick 48
7. <i>Teacher:</i> There's a bus station next to the school.	Unit 10 – Page 202 Phonics Audio CD6 trick 41
8. <i>Teacher:</i> Circle the correct number Fifty-two 52 Fifty-two 52	Unit 9– Page 194 Phonics Audio CD6 trick 33
9. <i>Teacher:</i> The mouse is behind the table. <i>Boy:</i> The mouse is behind the table.	Unit 8– Page 64 Words in Action Audio CD2 trick 30
10. <i>Teacher:</i> Look at this picture. There is a man, a women and a child. It's a small family. Well done. You've finished. Bye!	Unit 10 – Page 82 Phonics Audio CD2 trick58

Audio: <https://youtu.be/9dILxgltfxM>

Forms: <https://forms.office.com/Pages/ShareFormPage.aspx?id=b40QU5QpqkK9sELnf3f9C84PUFGGeBGBFuY4-jPdGsvZUMVvk4MVMxSzNKN1BEOEc5RTk5TktEOURRRS4u&sharetoken=T3dzOiuIUUc1LDGxHa1T>



اللغة الانجليزية (شفوي)	المادة:	 وزارة التعليم Ministry of Education	المملكة العربية السعودية
الرابع + الخامس الابتدائي	الصف:		وزارة التعليم
1444/11 هـ	التاريخ:		الإدارة العامة للتعليم بـ _____
نصف ساعة	الزمن:		مدرسة _____ الابتدائية

اختبار نهاية الفصل الدراسي الثالث - الدور الأول للعام الدراسي 1444 هـ

الاستماع 5	التحدث 5	المجموع 10	رقم الكشف	/	الفصل	أسم الطالب
------------	----------	------------	-----------	---	-------	------------

Listen and circle the right answer:

6. Where's Hashim?

He's in the kitchen - living room .

7. What are these?

They're pencils - - watches .

8. What does he do?

He's a farmer - doctor - .

9. This is the dining room.

Can you find the yellow door - table ?

10. Can I use your glue - - scissors ?

Here you go.

11. What time do you get up?

I got up at five - six - o'clock .

12. There's a bus station next to the gym - park - .

13. Circle the correct number 62 - 72 .

Write or :

14. The mouse is on the table. ()

15. It's a big family. ()



Audio: <https://youtu.be/9dILxglfxM>

رابع + خامس أستماع

Audio Script:

We Can 2 Are you ready. Listen and circle the right answer	Resources
1. <i>Boy1:</i> Where's Hashim? <i>Boy2 :</i> He's in the bathroom. <i>Boy1:</i> Where? <i>Boy3 :</i> He's in the bathroom.	Unit 8 - Page 63 Fun Time Audio CD2 trick 29
2. <i>Teacher:</i> What are these? <i>Boy:</i> They're wallets.	Unit 9- Page 72 Words in Action Audio CD2 trick 41
3. <i>Boy1:</i> Is he a technician? <i>Boy2:</i> No, he isn't. <i>Boy1:</i> What does he do? <i>Boy2:</i> He's a businessman <i>Teacher:</i> Businessman! Businessman	Unit 10 – Page 80 Words in Action Audio CD2 trick 54
4. <i>Teacher:</i> This is the dining room. Can you find the yellow chairs? <i>Girl:</i> Here they are!	Unit 8 – Page 61 Fun Time Audio CD2 trick 26
5. <i>Boy 1:</i> Can I use your eraser? <i>Boy2:</i> Here you go. <i>Boy 1:</i> Thank you. I got it!	Unit 9 – Page 71 Fun Time Audio CD2 trick 40
6. <i>Teacher:</i> What time do you get up? <i>Boy:</i> I got up at 7 o'clock	Unit 10 – Page 77 Fun Time Audio CD2 trick 48
7. <i>Teacher:</i> There's a bus station next to the school.	Unit 10 – Page 202 Phonics Audio CD6 trick 41
8. <i>Teacher:</i> Circle the correct number Fifty-two 52 Fifty-two 52	Unit 9– Page 194 Phonics Audio CD6 trick 33
9. <i>Teacher:</i> The mouse is behind the table. <i>Boy:</i> The mouse is behind the table.	Unit 8– Page 64 Words in Action Audio CD2 trick 30
10. <i>Teacher:</i> Look at this picture. There is a man, a women and a child. It's a small family. Well done. You've finished. Bye!	Unit 10 – Page 82 Phonics Audio CD2 trick58

Audio: <https://youtu.be/9dILxgltfxM>

Forms: <https://forms.office.com/Pages/ShareFormPage.aspx?id=b40QU5QpqkK9sELnf3f9C84PUFGGeBGBFuY4-jPdGsvZUMVvk4MVMxSzNKN1BEOEc5RTk5TktEOURRRS4u&sharetoken=T3dzOiuIUUc1LDGxHa1T>

